





# GRADE ONE HOMEWORK



# ENVIRONMENTAL ACTIVITIES

1. Write the name of the food. Put the words under the correct headings:

HEALTHY/UNHEALTHY

				HEALTHY <u>FOOD</u>	UNHEALTHY <u>FOOD</u>
					
1.	2.	3.	4.		
					
5.	6.	7.	8.		
					
9.	10.	11.	12.		
					
13.	14.	15.	16.		
					
17.	18.	19.	20.		

MUSCLES	BUTTER	APPLE	HAMBURGER	NUTS (HAZELS)	KETCHUP	OLIVE OIL	HOT DOG
CARROTS	BISCUITS	EGGS	CHOCOLATES	FISH	FRIED EGGS	WATER	MEAT
WATERMELON	CHERRIES	GRAPES	FRENCH FRIES				

2. 1. Say what habits are healthy (H) or Unhealthy (U). Write H/U after the sentences.  
2. Put the number of the sentence in the heart.

## HEALTHY / UNHEALTHY HABITS

1. CUT DOWN ON SALT .....



2. BRUSH YOUR TEETH .....



3. GO JOGGING .....



4. SLEEP 12 HOURS A DAY ...



5. GIVE UP SMOKING .....



6. WALK .....



7. HAVE FIZZY DRINKS .....



8. DO YOGA .....



9. WORK LONG HOURS .....



10. EAT JUNK FOOD .....



11. EXERCISE .....

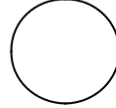
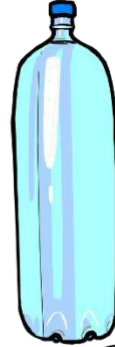
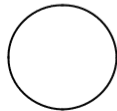

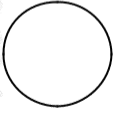
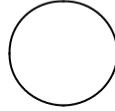
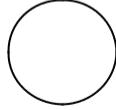



12. SUNBATHE AT MIDDAY .....





Name these healthy habits.



Word bank

1. Play
2. Do exercise
3. Drink water
4. Sleep well
5. Eat well
6. Wash

Fill in the gaps.

1. D \_ e x \_ r \_ i \_ e

2. W \_ s \_

3. D \_ i \_ k W \_ t \_ r

4. E \_ t \_ e l \_

5. \_ l \_ y

6. \_ l e \_ p W \_ l \_

Fill in the gap with the missing word.



Sam likes to

\_\_\_\_\_.



Adam likes to \_\_\_\_\_ his face every morning.



Ben and Sally like to

\_\_\_\_\_.



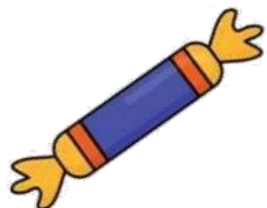

Emma likes to \_\_\_\_\_ hopscotch with her friends.

1. \_\_\_\_\_ A person who treats and checks teeth.
2. \_\_\_\_\_ The hardest substance in your body
3. \_\_\_\_\_ Large back teeth used for grinding your food
4. \_\_\_\_\_ Soft, strong thread used to clean between the teeth
5. \_\_\_\_\_ A soft, sticky, whitish film attached to tooth surfaces
6. \_\_\_\_\_ A brush for cleaning the teeth
7. \_\_\_\_\_ The part of the tooth below the gums
8. \_\_\_\_\_ A hole in the tooth caused by tooth decay
9. \_\_\_\_\_ The pink tissue at the bottom of teeth
10. \_\_\_\_\_ A paste for cleaning teeth
11. The first teeth that grow are called \_\_\_\_\_
12. We should brush our teeth \_\_\_\_\_ eating.

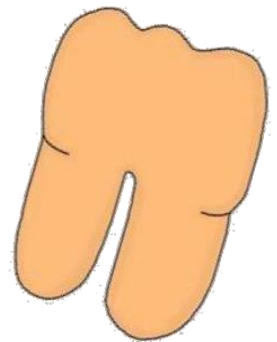

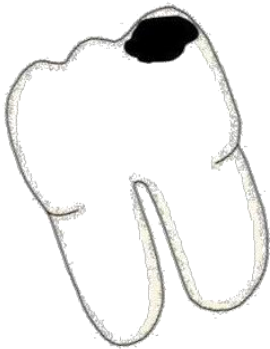
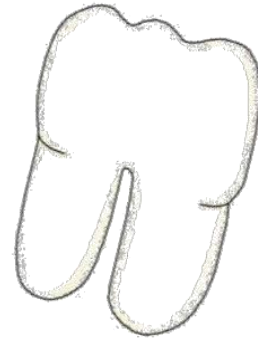
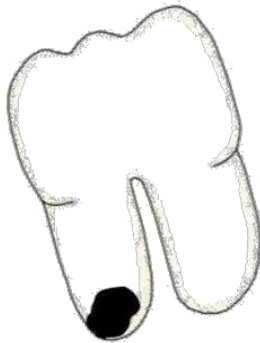
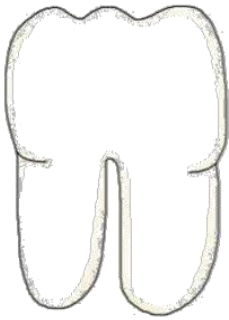
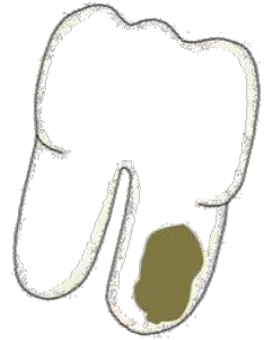
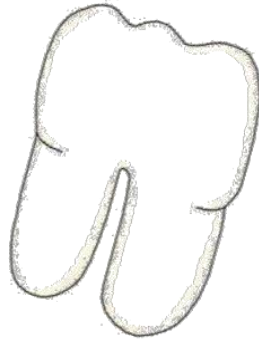
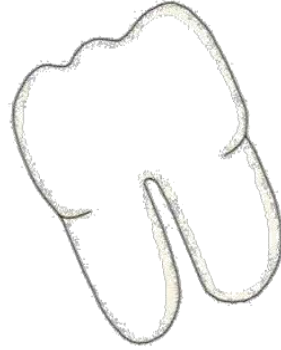
Molars	Root	Floss
Gums	Dentist	Enamel
Plaque	Toothbrush	Cavity
Toothpaste	Milk teeth	after

Name \_\_\_\_\_

**Directions:** Circle the things that are good for your teeth.




**Directions:** Healthy teeth should be white and bright. Circle the healthy teeth and put an "X" over the unhealthy teeth.



Name \_\_\_\_\_



**Directions:** Look for the toothy words below in the word search!  
Circle each word when you find it.



TOOTHPASTE

MOUTHWASH

FLOSS

CAVITY



BRUSH

TEETH

SMILE

DENTIST

Name the medicines shown.



Syrup, capsules, tablet, ointment, inhaler, drop

**Complete these precautions that should be taken when handling medicine.**

- \_\_\_\_\_ your hands when handling medicine.
- Use \_\_\_\_\_ and safe water to take medicine.
- Do NOT \_\_\_\_\_ medicine.
- Take proper \_\_\_\_\_ of the medicine. As prescribed by the doctor.
- Medicine should be \_\_\_\_\_ well.

(dosage, wash, share, clean, stored)



# SKILL SHEET



Care for parts of the body


Match the body parts to the objects they require to keep them clean.  
Name the objects.



Three empty rectangular boxes for writing answers.



Name these:



Sequence the pictures in order of 1 to 4.



Name the foods shown.

Where do we get these foods from? Indicate animal or plant.



\_\_\_\_\_  
\_\_\_\_\_




\_\_\_\_\_  
\_\_\_\_\_



\_\_\_\_\_  
\_\_\_\_\_




\_\_\_\_\_  
\_\_\_\_\_



\_\_\_\_\_ , \_\_\_\_\_



\_\_\_\_\_  
\_\_\_\_\_



\_\_\_\_\_  
\_\_\_\_\_



\_\_\_\_\_  
\_\_\_\_\_



\_\_\_\_\_  
\_\_\_\_\_

Search for fruits we eat in the table below.

G	U	A	V	A	F	T	U	J	K	L	J	B	C	S
S	D	F	D	G	S	G	J	K	B	N	D	A	X	C
F	S	G	A	D	P	E	A	R	S	A	B	A	N	G
D	S	B	E	V	E	S	D	H	A	V	K	F	D	R
S	G	A	R	N	C	F	F	G	D	O	E	A	K	A
S	K	N	Y	S	R	B	G	F	E	C	D	E	I	P
I	F	A	U	F	S	F	H	E	R	A	P	E	W	E
T	R	N	L	A	Z	D	J	R	T	D	A	A	I	S
S	T	A	M	S	M	A	N	G	O	O	S	D	D	W
S	F	R	V	D	S	E	T	G	D	A	S	R	S	E
A	B	G	A	X	C	T	D	D	B	D	S	T	C	D
M	N	D	S	C	B	U	S	S	N	R	I	D	B	F
E	M	D	X	V	F	H	A	A	F	E	O	T	A	A
L	C	D	A	P	P	L	E	S	G	D	N	H	N	S
O	D	V	C	G	F	N	R	A	D	C	S	G	A	C
N	C	H	P	R	R	I	E	S	R	F	A	D	K	V
A	F	H	V	D	B	F	G	F	F	D	C	V	I	B
D	D	B	E	R	R	I	E	S	E	S	C	B	W	E
G	J	G	S	F	D	G	F	V	H	N	M	M	B	A
A	F	S	D	S	B	H	J	K	Y	T	E	D	V	E
V	D	Y	G	L	C	B	N	L	J	F	A	X	V	R
B	S	R	O	R	A	N	G	E	V	H	J	T	Y	U
O	S	D	H	J	H	J	E	T	A	D	V	H	D	G
D	P	N	H	R	D	G	Y	J	D	S	A	F	V	Y
B	S	M	P	I	N	E	A	P	P	L	E	H	J	H
D	F	V	J	L	D	H	J	X	F	G	V	A	S	X
H	B	B	H	D	C	H	C	H	E	R	R	I	E	S

BANANA  
CHERRIES  
BERRIES  
PINEAPPLE  
MELON

GUAVA  
MANGO  
AVOCADO  
KIWI  
APPLES

GRAPES  
ORANGE  
PEARS  
PASSION  
AVOCADO

# KISWAHILI



1. www.shutterstock.com • 329548070

Mchezo huu unaitwaje? \_\_\_\_\_

2. Andika majina ya vifaa vifuatavyo.



a. \_\_\_\_\_



b. \_\_\_\_\_



c. \_\_\_\_\_



d. \_\_\_\_\_



e.




f.

### 3. Hesabu na uandike ni ngapi.



a.



b.



c.



d. \_\_\_\_\_



\_\_\_\_\_

**Soma hadithi ifuatayo na ujibu maswali.** Juma alikuwa na watoto Kumi. Mtoto wa kwanza alikuwa Januari mtoto mtundu, wa pili alikuwa Februari, mtoto mtiifu, wa tatu alikuwa Machi, mtoto mwenye kelele, wanne alikua Aprili mtoto mfupi kuliko wote na wa tano alikuwa Mei, Mtoto mwenye adabu na heshima.

6. Juma alikuwa na watoto wanagapi? (tano, kumi)

7. Mtoto wa Juma ambaye ni mtiifu  
ni? (Januari, Februari)

10. Mtoto wa Juma ambaye alikua mwenye adabu na heshima alikua wa  
(Tano, tatu)

**Andika siku za wiki.**

13. \_\_\_\_\_

14. \_\_\_\_\_

15. \_\_\_\_\_

16. \_\_\_\_\_

17. \_\_\_\_\_

18. \_\_\_\_\_

19. \_\_\_\_\_

**Andika majina ya sehemu za mwili.**

**Mada ndogo:** Masimulizi

## A. Kusoma

### Kipara na Amani

Kipara na Amani ni wanafunzi wa gredi ya kwanza. Siku moja walienda kaika mbuga ya wanyama. Waliona ndovu wawili. Kipara alifurahia kuwaona nyani wanne waliovaa soksi nane. Amina na Kipara waliendelea kutembea mbugani. Waliona simba watatu na swara mmoja akikimbia. Pia, waliona punda milia tisa wakinya maji mtoni. Mamba mmoja alimrukia pundamilia lakini hakufaulu kumkamata.

f) Msimulie mzazi wako kuhusu Kipara na Amani

## siku za wiki

Katana na mueni ni marafiki sana. Siku moja mwezi wa Disemba, babake Mueni akisema atawatembeza mbuga ya wanyama ya Tsavo. Ilikuwa Jumapili ,walikuwa wanatembea kwa siku kadhaa,walifika TsavoJumatatu. Baada ya kuona wanyama, walirudi nyumbani siku ya Jumanne. Mjomba wao aliwatembelea siku ya Jumatano. Ijumaa na alhamisi zilikuwa siku za kusoma hadithi. Jumamosi ilikuwa siku ya kuwatembelea marafiki.



ANDIKA IDADI (moja hadi ishirini)



Mti \_\_\_\_\_



Kalamu \_\_\_\_\_

1. Rafiki yake Katani ni nani?

\_\_\_\_\_

2. Katana na mueni walianza safari yao ya kuelekea Tsavo siku gani?

\_\_\_\_\_

3. Walifika Tsavo siku gani?

\_\_\_\_\_

4. Baada ya kuona wanyama walirudi nyumbani siku gani? \_\_\_\_\_

5. Mjomba wao aliwatembelea Katana na Mueni siku gani?

\_\_\_\_\_

6. Ni siku gani Katana na Muani walikuwa wanasoma hadithi?


\_\_\_\_\_

7. Ni siku gani Katana na Mueni walienda kutembekea marafiki wao? \_\_\_\_\_

8. Taja wanyama ambao Katana na Mueni waliona katika Mbuga.



Tufaha \_\_\_\_\_



\_\_\_\_\_



Mifuko \_\_\_\_\_



Mipira \_\_\_\_\_




Peremende \_\_\_\_\_



Viatu \_\_\_\_\_



Vitabu \_\_\_\_\_




Kalamu \_\_\_\_\_



Mayai \_\_\_\_\_



Ng'ombe \_\_\_\_\_



Maua \_\_\_\_\_



Hivi vijiko ni vingapi? \_\_\_\_\_

Andika wingi wa maneno haya

Mfano: Kiti \_\_viti

1. Kitabu \_\_\_\_\_
2. Kiatu \_\_\_\_\_
3. Kidole \_\_\_\_\_
4. Kikombe- \_\_\_\_\_
5. Kiberiti- \_\_\_\_\_
6. Kibeti – \_\_\_\_\_
7. Kijiti- \_\_\_\_\_
8. Kijana- \_\_\_\_\_

**Jibu maswali yafuatayo.**

Jina langu ni \_\_\_\_\_

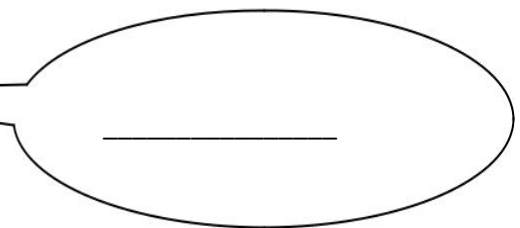
Nina umri wa miaka \_\_\_\_\_

Niko darasa la \_\_\_\_\_

Rafiki yangu anaitwa? \_\_\_\_\_

**Linganisha salamu na maamkizi yake.**

Hujambo	marahaba
Hamjambo	njema
Habari ya asubuhi	hatujambo
Shikamoo	sijambo



Owino anamwambia mamake

Mamake Otieno atamjibu \_\_\_\_\_

Hawa wanafanyaje?

ch\_\_ka



s\_\_m\_\_ma

k\_\_ti.



k\_\_mbi\_\_















and\_\_ka

l\_\_l\_\_



**Linganisha vifaa vifuatavyo na majina yake.**

	ubao
	rafu
	choo
	chaki
	kiti
	wino
	meza
	penseli
	rula
	kichongeo
	dawati
	darasa

## Linganisha maamkizi haya na majibu yake.

1. Hujambo?
2. Habari yako?
3. Uhali gani?
4. Alamsiki
5. Waambaje
6. Masalkheri
7. Alamsiki
8. Chewa
9. Salam Aleikum
10. Hongera
11. Pole kwa ugonjwa
12. Karibu tule
13. Makiwa
14. Tuonane tena
15. Habari ya utokako?
16. Buheri
17. Buriani

Majaliwa  
binuru  
Buheri afya  
asante nimehonge  
aleikum salam  
Njema  
Starehe  
Buriani dawa  
Asante tunayo  
Sijambo  
Njema  
Sina la kuamba  
Alkheri  
Njema  
Chewa  
Sina la kuamba  
Asante nimepoa

Huu ni wakati gani?



## Nafsi

Kwa lugha rahisi na ya moja kwa moja tunaweza kusema nafsi ni sawa na “mtu”.

Katika lugha ya Kiswahili tunazo nafsi tatu:

- Nafsi ya kwanza. (mimi, sisi)
- Nafsi ya pili. (wewe, nyinyi)
- Nafsi ya tatu. (yeye, wao)

Tumia nafsi kujaza pengo.

1. \_\_\_\_\_ nitaenda sokoni.
2. \_\_\_\_\_ sote ni wanafunzi.
3. \_\_\_\_\_ ni mwalimu.
4. \_\_\_\_\_ nilinunua kitabu.
5. \_\_\_\_\_ walikimbia sokoni.
6. \_\_\_\_\_ wanachama tutakutana kesho kutwa.
7. \_\_\_\_\_ mliondoka bila ya kuaga.
8. \_\_\_\_\_ hufanya kazi kwa bidii.
9. \_\_\_\_\_ ni mtoto mtiifu.
10. \_\_\_\_\_ ni wakenya.

Tunga sentensi ukitumia msamiati uliopewa.

1. Jina. \_\_\_\_\_
2. Gredi. \_\_\_\_\_
3. Mvulana \_\_\_\_\_
4. Mwalimu \_\_\_\_\_
5. Msichana. \_\_\_\_\_
6. Umri. \_\_\_\_\_

Andika afabeti za Kiswahili.

\_\_\_\_\_, \_\_\_\_\_, \_\_\_\_\_, \_\_\_\_\_, \_\_\_\_\_, \_\_\_\_\_, \_\_\_\_\_, \_\_\_\_\_, \_\_\_\_\_,  
\_\_\_\_\_  
\_\_\_\_\_, \_\_\_\_\_, \_\_\_\_\_, \_\_\_\_\_, \_\_\_\_\_, \_\_\_\_\_, \_\_\_\_\_, \_\_\_\_\_, \_\_\_\_\_,  
\_\_\_\_\_

Tafuta majina ya msamiati wa familia

K	N	X	A	M	A	R	V	S	H	A	N	G	A	Z	I	C	W	G	T
A	D	V	V	A	G	A	S	F	A	D	H	O	L	G	D	S	F	H	T
Z	Z	Z	Z	M	E	S	A	S	F	G	D	A	D	A	F	S	A	F	I
Z	D	F	B	A	F	A	M	G	H	K	L	B	A	V	T	N	A	C	I
J	R	W	E	S	D	E	B	A	B	U	C	G	H	J	L	K	A	Z	C
Z	D	A	E	R	V	D	H	D	M	Y	J	U	M	N	I	T	G	F	A
B	I	N	A	M	U	F	A	F	T	H	F	K	O	Y	K	H	J	D	I
I	D	T	E	H	D	C	N	G	O	N	E	A	T	A	O	L	I	X	Y
N	A	H	D	E	S	G	I	H	T	S	R	C	H	N	B	O	O	V	I
U	G	E	W	W	F	F	P	N	O	O	E	U	E	Y	E	E	B	V	I
R	A	L	A	D	E	E	O	H	E	J	R	C	R	A	D	Q	A	K	I
U	R	M	J	O	M	B	A	N	R	N	S	U	S	U	U	S	D	A	I
D	E	A	R	B	E	T	L	K	T	B	A	B	A	H	N	X	E	K	I
E	G	T	E	N	A	N	E	L	Y	V	D	G	S	N	G	B	D	A	A

BABA, KAKA, BINAMU, MJOMBA DADA, SHANGAZI, MAMA,  
MTOTO, NYANYA BABU

# MATHEMATICS ACTIVITIES

## 8. Sort And Count Fruits

All the fruits are mixed up. Sort them out by coloring the same fruit in a single color

Then count each type of fruit to find out how many there are, and write the number on the tag.

**Teachers' tip:** Ask your pupil to cross out each fruit as they count.

The activity area contains 21 fruit illustrations: 7 apples, 6 pineapples, and 8 bananas. Some fruits are enclosed in boxes. Below the grid are three wavy-edged tags with a horizontal line for writing, each containing a different fruit illustration.

**A 2.** Color all the circles **red**, all the triangles **blue**, and all the squares **green**.

The activity area contains 18 geometric shapes: 5 circles, 5 triangles, and 8 squares.

11. How many circles did you color? \_\_\_\_\_

12. How many triangles did you color? \_\_\_\_\_

13. How many squares did you color? \_\_\_\_\_

**Circle the objects that can hold less**

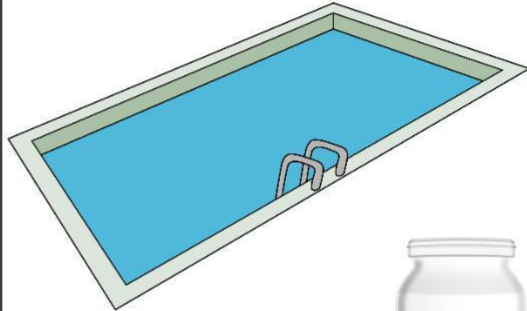


Circle the objects that can hold more.



---


Circle the objects that can hold more.



Write down numbers 1-100

A large rectangular area with a green border containing ten sets of horizontal dashed lines for writing numbers 1-100.

How many are they?



Draw objects.

20 cars

17 spoons

29 pencils


# Fun with Numbers Crosswords

Find the message:

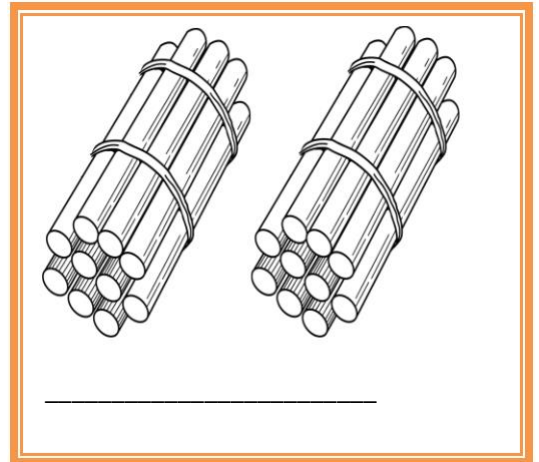
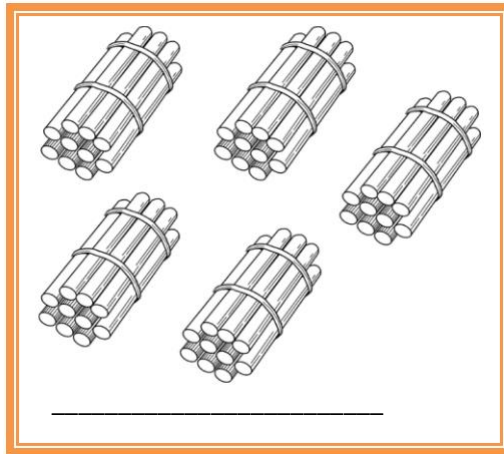
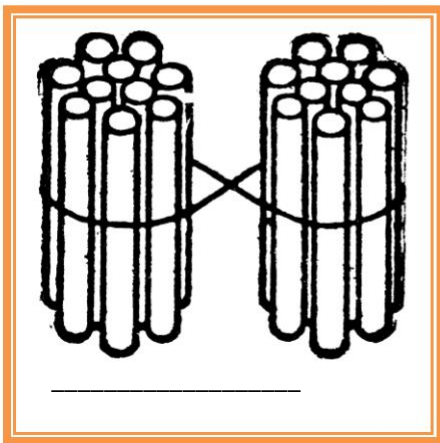

The crossword puzzle grid consists of the following numbers and their corresponding starting positions:

- 8: 1 row, 3 column
- 11: 2 row, 3 column
- 2: 3 row, 1 column
- 5: 4 row, 1 column
- 10: 5 row, 3 column
- 1: 6 row, 1 column
- 9: 7 row, 3 column
- 18: 8 row, 1 column
- 12: 9 row, 1 column
- 6: 10 row, 3 column
- 7: 11 row, 3 column
- 18: 12 row, 1 column

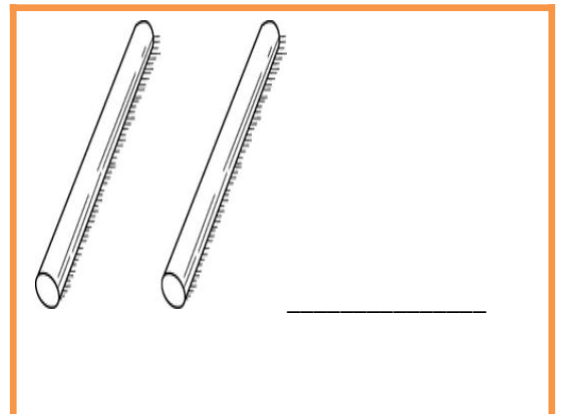

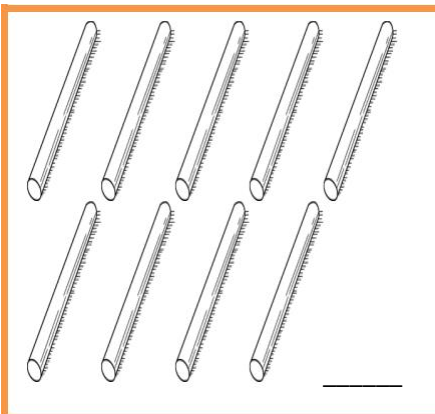

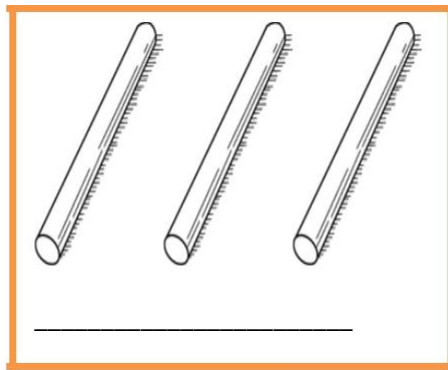
Count in 5s.




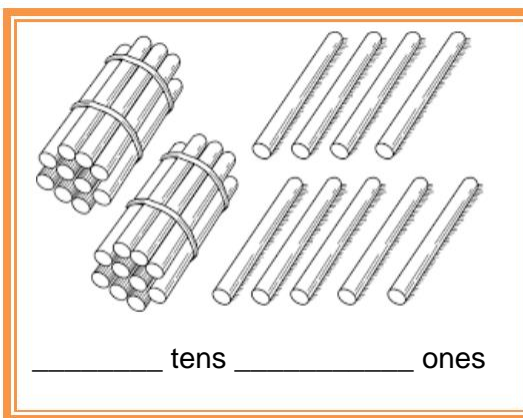
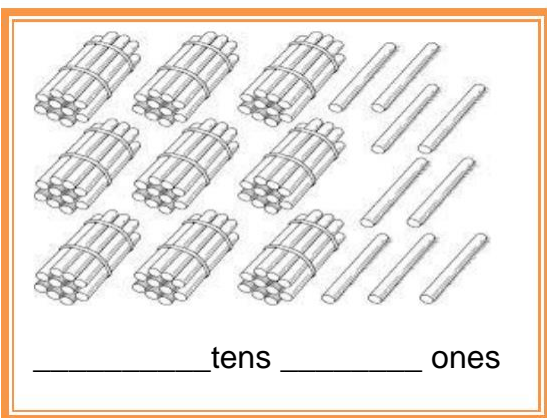
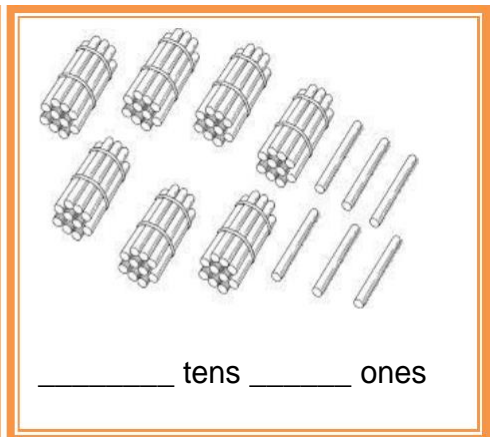
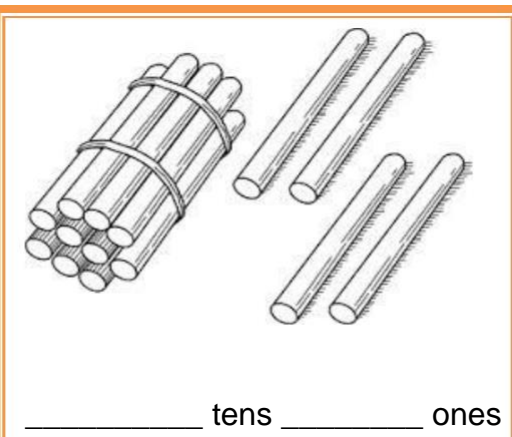
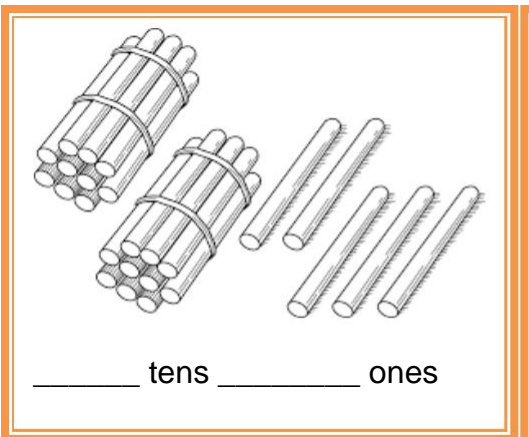
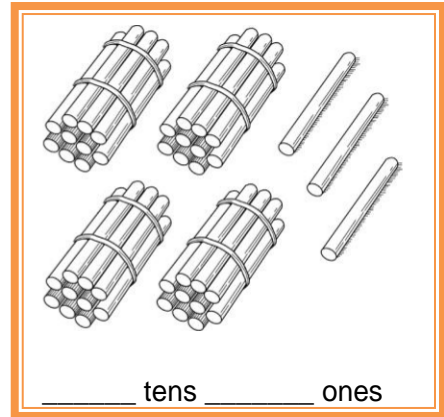
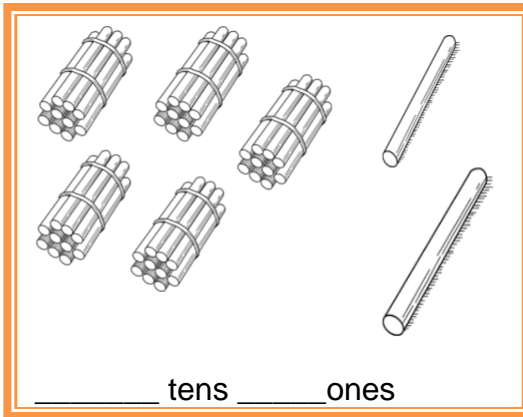
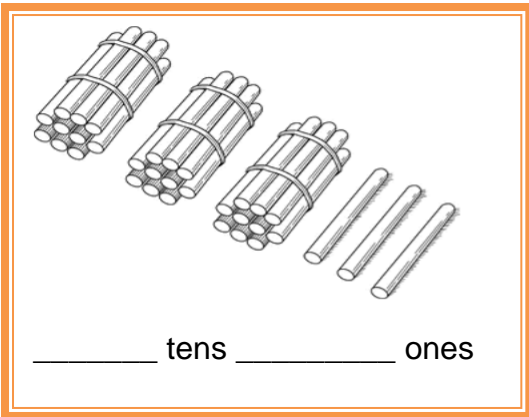
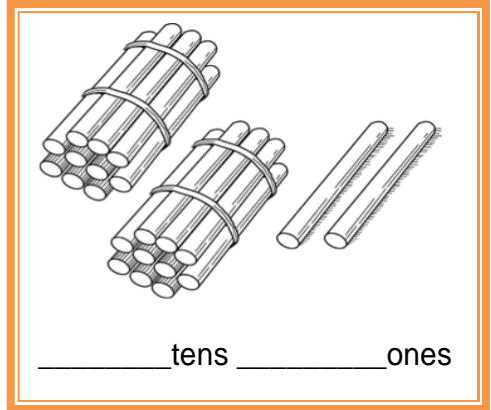
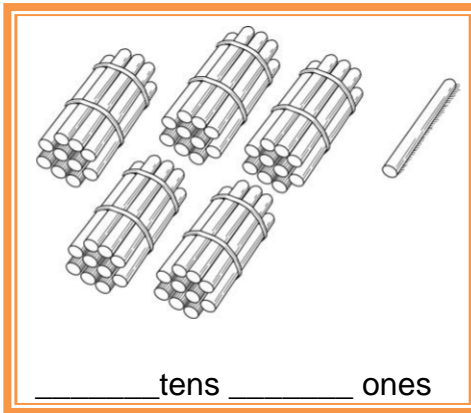
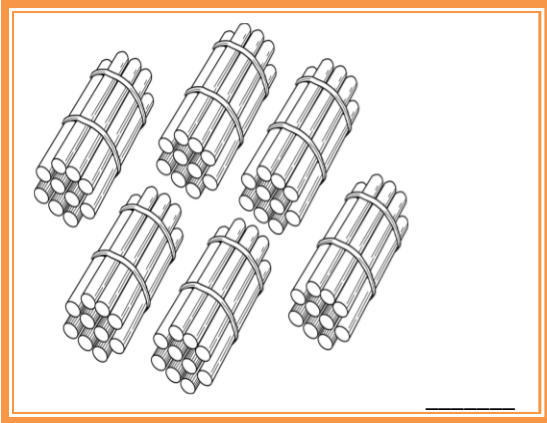
Count in tens.



Count the ones.



Count the tens and ones.



**Identify the value.**

20.  $68 = \underline{\hspace{2cm}}$  tens +  $\underline{\hspace{2cm}}$  ones

21.  $28 = \underline{\hspace{2cm}}$  tens +  $\underline{\hspace{2cm}}$  ones

22.  $89 = \underline{\hspace{2cm}}$  tens +  $\underline{\hspace{2cm}}$  ones

23.  $76 = \underline{\hspace{2cm}}$  tens +  $\underline{\hspace{2cm}}$  ones

24.  $84 = \underline{\hspace{2cm}}$  tens +  $\underline{\hspace{2cm}}$  ones

25.  $94 = \underline{\hspace{2cm}}$  tens +  $\underline{\hspace{2cm}}$  ones

26.  $45 = \underline{\hspace{2cm}}$  tens +  $\underline{\hspace{2cm}}$  ones

27.  $65 = \underline{\hspace{2cm}}$  tens +  $\underline{\hspace{2cm}}$  ones

28.  $56 = \underline{\hspace{2cm}}$  tens +  $\underline{\hspace{2cm}}$  ones

29.  $36 = \underline{\hspace{2cm}}$  tens +  $\underline{\hspace{2cm}}$  ones

g)  $5 \text{ tens} + 5 \text{ ones} = \underline{\hspace{2cm}}$

h)  $7 \text{ tens} + 8 \text{ ones} = \underline{\hspace{2cm}}$

i)  $3 \text{ tens} + 6 \text{ ones} = \underline{\hspace{2cm}}$

j)  $9 \text{ tens} + 3 \text{ ones} = \underline{\hspace{2cm}}$

k)  $1 \text{ tens} + 5 \text{ ones} = \underline{\hspace{2cm}}$

l)  $4 \text{ tens} + 8 \text{ ones} = \underline{\hspace{2cm}}$

m)  $7 \text{ tens} + 5 \text{ ones} = \underline{\hspace{2cm}}$

n)  $2 \text{ tens} + 4 \text{ ones} = \underline{\hspace{2cm}}$

o)  $6 \text{ tens} + 9 \text{ ones} = \underline{\hspace{2cm}}$


p)  $4 \text{ tens} + 6 \text{ ones} = \underline{\hspace{2cm}}$

# Search number words for Numbers 21 to 100


YTNTWGDBOTONTLGSYDGJ  
DTWNRSVNWMCHWMZETERT  
TFREYFWESEKXEGYVFRHE  
YSVONDNMCXLXNXOEIDMF  
WHWQFT **TWENTYTWO** NFNEY  
KURPYEYNLBTBYDJTUUEK  
WQYFCVOSWFXBERNYDHGN  
UZOVTYJQEYEVI FYTNEW  
OUYATPFCNVNMGVELHNNU  
RQVNCVRPHXEJHXNDGOMP  
IUEBMPKFVCINTHLIBFPF  
NWUIVHTREFIIIXMPGXB  
TIADB **TWENTYTHREE** NYCG  
BFTYZOOHHBMOLQUTMQLB  
DBEICXJIXKOKHVPNKKKU  
TTDNDSTRYTENINSJIXFAI  
HWGMITHJD NJWQJBLMJSW  
FMERYNHDJGYXOQDQKBBJ  
XPRNFQYBSTASNJHNQXGD  
KQDTTEXTXUOTRNMUACZT  
CFWQFYIINSFHPKNLVSQZ  
YPMINESCREELCMPZKIBW  
DDVDVPAIEZWQTNONLTEV  
HADZGIXSAXKTYDJRMUUN  
WBFXWSFZOAGFESGPFHLE




Put together.




+



=




+




=




+




=




+



=



+



=

# Addition

1)  $7 + 2 =$

8)  $5 + 8 =$

15)  $4 + 5 =$

2)  $3 + 4 =$

9)  $2 + 8 =$

16)  $5 + 4 =$

3)  $7 + 6 =$

10)  $6 + 6 =$

17)  $3 + 9 =$

4)  $3 + 6 =$

11)  $9 + 3 =$

18)  $4 + 8 =$

5)  $2 + 1 =$

12)  $5 + 5 =$

19)  $7 + 4 =$

6)  $2 + 2 =$

13)  $6 + 9 =$

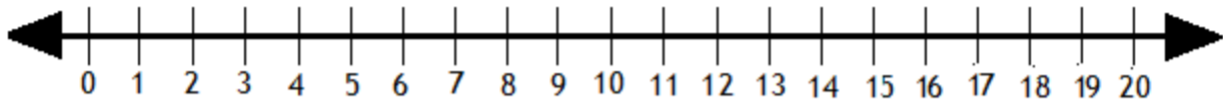
20)  $8 + 3 =$

7)  $5 + 7 =$

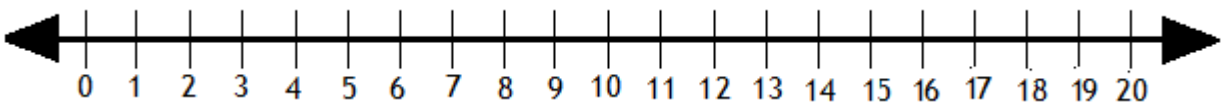
14)  $8 + 6 =$

21)  $8 + 7 =$

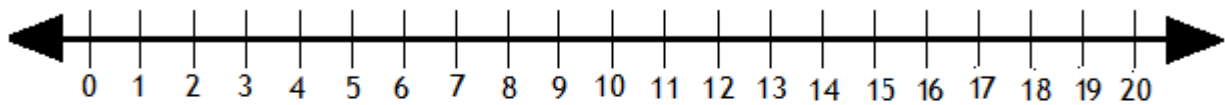
Addition using a numberline



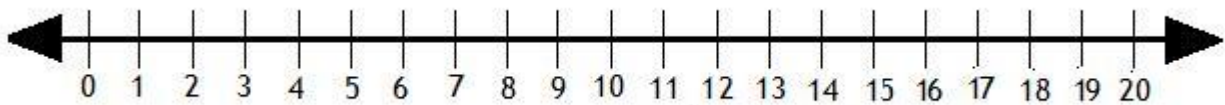
$$4+6=$$



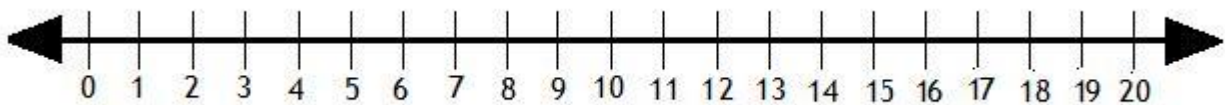
$$3+5=$$



$$8+8=$$



$$7+7=$$

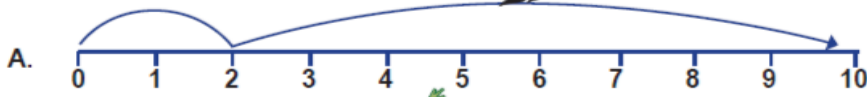
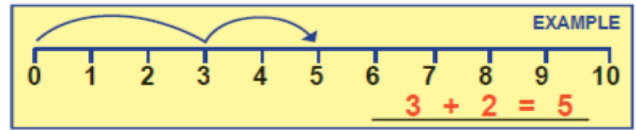


$$9+8=$$

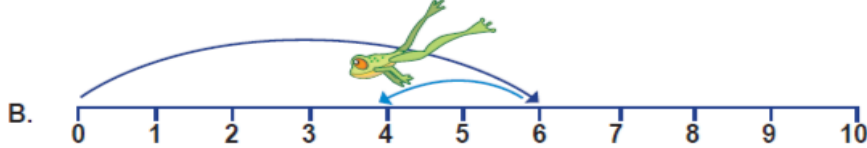
# Number Line Addition and Subtraction

Name: \_\_\_\_\_

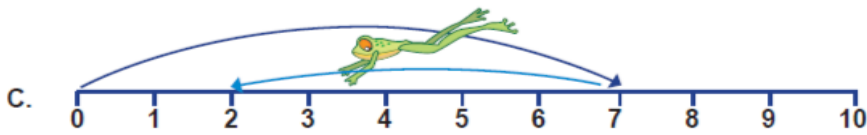
**Part I.** Write the number sentence for each of the following number lines.



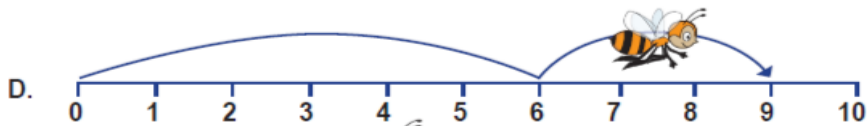
\_\_\_\_\_




\_\_\_\_\_



\_\_\_\_\_



\_\_\_\_\_



\_\_\_\_\_

**Part II.** Draw the number line for each of the following number sentences.



Find the sum.

9.  $2+5+1=$

10.  $4+2+5=$

3)  $2+6+3=$

7.  $8+2+4=$

5)  $3+0+9=$

6)  $2+4+8=$

7)  $7+2+5=$

8)  $8+2+2=$

9)  $5+0+6=$

10)  $3+9+2=$

9.  $7+7+1=$

12)  $2+2+4=$

13)  $1+4+8=$

14)  $9+0+8=$

15)  $9+1+5=$

16)  $7+0+2=$

17)  $0+8+5=$

18)  $9+7+8=$

19)  $5+7+1=$

20)  $1+6+4=$

$5+3+2=$

$4+3+3=$

$6+3+1=$

$2+5+3=$

$7+2+1=$

$2+2+6=$

$8+1+1=$

Find the sum.

$$\begin{array}{r} 1) \quad 95 \\ + \quad 3 \\ \hline \\ \hline \end{array}$$

$$\begin{array}{r} 2) \quad 88 \\ + \quad 1 \\ \hline \\ \hline \end{array}$$

$$\begin{array}{r} 3) \quad 23 \\ + \quad 6 \\ \hline \\ \hline \end{array}$$

$$\begin{array}{r} 4) \quad 14 \\ + \quad 2 \\ \hline \\ \hline \end{array}$$

$$\begin{array}{r} 5) \quad 67 \\ + \quad 2 \\ \hline \\ \hline \end{array}$$

$$\begin{array}{r} 6) \quad 12 \\ + \quad 4 \\ \hline \\ \hline \end{array}$$

$$\begin{array}{r} 7) \quad 81 \\ + \quad 2 \\ \hline \\ \hline \end{array}$$

$$\begin{array}{r} 8) \quad 59 \\ + \quad 0 \\ \hline \\ \hline \end{array}$$

$$\begin{array}{r} 9) \quad 87 \\ + \quad 2 \\ \hline \\ \hline \end{array}$$

$$\begin{array}{r} 10) \quad 30 \\ + \quad 6 \\ \hline \\ \hline \end{array}$$

$$\begin{array}{r} 11) \quad 33 \\ + \quad 6 \\ \hline \\ \hline \end{array}$$

$$\begin{array}{r} 12) \quad 60 \\ + \quad 2 \\ \hline \\ \hline \end{array}$$

$$\begin{array}{r} 13) \quad 21 \\ + \quad 8 \\ \hline \\ \hline \end{array}$$

$$\begin{array}{r} 14) \quad 72 \\ + \quad 6 \\ \hline \\ \hline \end{array}$$

$$\begin{array}{r} 15) \quad 16 \\ + \quad 2 \\ \hline \\ \hline \end{array}$$

$$\begin{array}{r} 16) \quad 17 \\ + \quad 2 \\ \hline \\ \hline \end{array}$$

$$\begin{array}{r} 17) \quad 16 \\ + \quad 5 \\ \hline \\ \hline \end{array}$$

$$\begin{array}{r} 18) \quad 72 \\ + \quad 7 \\ \hline \\ \hline \end{array}$$

$$\begin{array}{r} 19) \quad 24 \\ + \quad 1 \\ \hline \\ \hline \end{array}$$

$$\begin{array}{r} 20) \quad 63 \\ + \quad 2 \\ \hline \\ \hline \end{array}$$

$$\begin{array}{r} 10 \\ + 10 \\ \hline \end{array}$$

$$\begin{array}{r} 10 \\ + \\ 40 \\ \hline \end{array}$$

$$\begin{array}{r} 10 \\ + 80 \\ \hline \end{array}$$

$$\begin{array}{r} 10 \\ + 50 \\ \hline \end{array}$$

$$\begin{array}{r} 20 \\ + 20 \\ \hline \end{array}$$

$$\begin{array}{r} 50 \\ + 30 \\ \hline \end{array}$$

$$\begin{array}{r} 60 \\ + 10 \\ \hline \end{array}$$

$$\begin{array}{r} 80 \\ + 10 \\ \hline \end{array}$$

$$20 + 20 =$$

$$60 + 30 =$$

$$30 + 20 =$$

$$70 + 10 =$$

$$40 + 20 =$$

$$50 + 10 =$$

# CRE ASSESSMENT.

9. My name is \_\_\_\_\_.
10. I am \_\_\_\_\_ years old.
11. I was created by \_\_\_\_\_
12. Draw the palm of your hand and write your name on it.
13. God knows me by my \_\_\_\_\_.



This is a \_\_\_\_\_ family. **(Extended, nuclear)**

Name the members of your family.

---

---

---

---

---

30. Write down a short prayer for your family.

---

---

---

---

State four things members of the family do together.

---

---

---

---

When do you pray at home? \_\_\_\_\_

Who leads prayers at home? \_\_\_\_\_

Complete this song. 'Read your \_\_\_\_\_ and \_\_\_\_\_ every day.

Complete the verse: Genesis 1:27. So God created man in his own \_\_\_\_\_.

Find these names of the members of the family.

**Brother, father, cousin, uncle, aunt, mother**

B	Z	P	I	W	E	F
R	A	U	N	T	U	A
O	S	F	S	O	N	T
T	Y	D	U	O	C	H
H	H	G	N	K	L	E
E	M	O	T	H	E	R
R	C	O	U	S	I	N

# ENGLISH ACTIVITIES

Let me introduce myself

- Hi, my name is .....
- I'm from ..... (country)
- I live in ..... (city)
- I'm ... years old.
- My birthday is on .....
- .....!mastudentat
- My favourite subject is .....
- My favourite sport is .....
- There are ..... people in my family.
- They are .....
- My father is a ..... and my mother a .....
- I would like to be a ..... because .....
- My hobby is .....
- In my free time, I also like .....
- I don't like .....
- My favourite food is .....
- My favourite drink is .....
- My favourite day of the week is ..... because .....
- My favourite month is ..... because .....
- My favourite singer (or band) is .....
- I like ..... (movies).
- My favourite place is ..... I like it because .....
- I (don't) like travelling. I have been to .....
- The most beautiful place in my country is .....
- I study English because .....

## Months

January  
February  
March  
April  
May  
June  
July  
August  
September  
October  
November  
December

English

## School subjects

science  
maths  
Art  
PE  
Music  
Social studies  
French  
Kiswahili

## Hobbies – Free time activities

- reading, painting, drawing
- playing computer games
- surfing the Internet
- collecting stamps/coins/...
- going to the cinema
- playing with friends
- playing with my dog
- going to the park/beach/...
- listening to music
- shopping, singing, dancing
- travelling, camping, hiking



## Movies

action movie  
comedy  
horror movie  
sci-fi movie  
war movie  
thriller  
animated cartoons



## Because...

14. ... I like it a lot.
  15. ... I think it's important.
  16. ... there are many things to see and do.
- ... I have to.
  - ... I can relax there.
  - ... it's relaxing/popular/nice/...
  - ... it's the last day of the week.
  - ... I'm good at English/maths/...

## Jobs

Teacher	policeman	doctor
Nurse	builder	architect
Civil servant	engineer	social worker
Secretary	businessman	shop assistant
Manager	fire fighter	shopkeeper
Cleaner	postman	waiter/waitress

# Verb to be

Fill in with **am, is or are**

14. Cindy \_\_\_\_\_ my best friend.
15. Peter and Kate \_\_\_\_\_ classmates.
16. Johnny \_\_\_\_\_ my brother.
17. You \_\_\_\_\_ a good student.
18. They \_\_\_\_\_ in the classroom.
19. It \_\_\_\_\_ an apple.
20. Felicia and I \_\_\_\_\_ sisters.
21. I \_\_\_\_\_ her teacher.
22. It \_\_\_\_\_ a book bag.
23. You \_\_\_\_\_ a doctor.

Re-arrange the sentence.

31. I / not / a teacher. / am  
\_\_\_\_\_
32. She / my mother. / is  
\_\_\_\_\_
33. The boys / playful. / are  
\_\_\_\_\_
34. The girl / in the room. / is  
\_\_\_\_\_
35. We / not / are / at home.  
\_\_\_\_\_
- q) My dad / smart. / is  
\_\_\_\_\_
- r) My mother / a nurse. / is  
\_\_\_\_\_
- s) She / not / my sister. / is  
\_\_\_\_\_
- t) The teacher / angry. / is  
\_\_\_\_\_
- u) The dog / in the kennel. / is  
\_\_\_\_\_

*Read the expressions below and practise them with your partner :*

## Greeting people

Hi !  
Hello !  
Good morning !  
Good afternoon !  
Good evening

## Taking leave of people

Goodbye/ Bye  
See you/ soon/ later  
See you tomorrow  
Have a nice day !  
Good night !

## Asking how someone is

How are you ?  
How are you doing ?  
How is it going ?  
What's up ?

## You are well

I'm great. Thanks  
I'm excited. Thanks.  
I'm happy. Thanks.  
I'm fine. Thanks.  
I'm ok. Thanks.

## You aren't very well

I'm so so. Thanks  
Not bad. Thanks.  
I'm tired. Thanks.  
I'm sick/ill.  
I'm surviving.

Complete the greetings and responses with the words in the box.

the going. You doing?, are you? No see, I'm fine thanks, Name, morning/afternoon/evening, to meet you too, meet you

1. How \_\_\_\_\_
2. I \_\_\_\_\_
3. Nice to \_\_\_\_\_
4. Nice \_\_\_\_\_
5. Good \_\_\_\_\_
6. Long time \_\_\_\_\_
7. How is \_\_\_\_\_
8. How are \_\_\_\_\_
9. What's your \_\_\_\_\_

Match the pictures with the correct greetings.



good night



good morning



hello



goodbye

# Personal pronouns



Personal Pronouns		
	Singular	Plural
Used as Subjects	I	we
	you	you
	he, she, it	they
Used as Objects	me	us
	you	you
	him, her, it	them

**Write the correct personal pronoun.**  
**Use I, you, he, she, it, we, they.**

- How old are ..... Sara?
- Tom and Tim are twins. .... are both twelve.
- My name is Kate. .... am a student.
- Peter and I are friends. .... like football and tennis.
- Mike is from England. .... likes Maths.
- ..... is the number five bus.
- That's Mike's brother. .... works in a supermarket.
- My sister is called Jane. .... is fifteen.
- What's your city like? ..... is small but quiet.
- My mum's name is Wendy. .... is a nurse.
- My parents aren't at home. .... are at work.
- Are ..... married? No, I am single.

**Complete the sentences. Use object pronouns.**

- I need Sara's mail address. I want to invite ..... to the party.
- Is this your mobile phone? Can I look at .....
- Tom and Paul are my friends. I meet ..... every day.
- Give ..... my calculator. I need .....
- My brother and I are cleaning the house. Mum is helping .....
- Follow ....., please. I will show ..... the way to the post office.
- We want to call you. Give ..... your phone number.
- My parents are still at work. We are waiting for .....
- Hurry up, my friends! We are waiting for .....
- Is your father here? I want to talk to .....
- Come with me. I want to show ..... my photo album.
- My mother sometimes helps ..... with my homework. She is a teacher.
- Where are my keys? I can't find .....
- Linda lives in my neighbourhood. I know ..... very well.

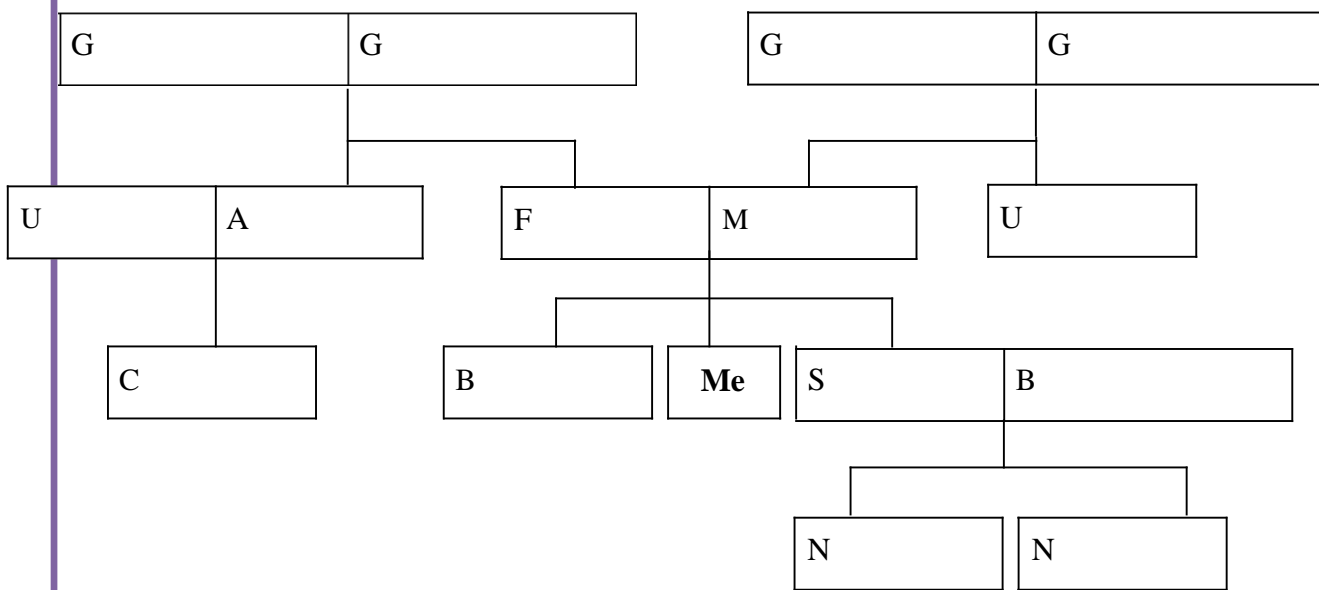
Use the words in the box to fill in the sentences

1. If I have a baby girl, she'll be my .....
2. My son calls me .....
3. My mother is my father's .....
4. My father is my mother's .....
5. My father has one sister. She's my .....
6. My mother has one brother. He's my .....
7. My grandfather is married to my .....
8. My grandparents call me their .....
9. My aunt's husband is my .....
10. My sister is married. Her husband is my .....
11. My sister has two children, a boy and a girl. Her son is my ..... and her daughter is my .....
12. My uncle and aunt's children are my .....
13. When I get married, my partner's mother will be my .....
14. My father has remarried. His new wife is my .....
15. When I break up with my boyfriend (girlfriend), (s)he'll be my .....

- Brother-in law
- Grandchild
- Mother
- Grand mother
- Cousins
- Uncle
- Ex-girlfriend/ ex boyfriend
- nephew
- Daughter
- Wife
- Mother in law
- Husband
- Grandmother
- Aunt
- Step mother



Family Tree





# Challenge

5.  
6.  
7.

1 Can you spell? COLOURS (missing vowels) R\_\_D

Y\_\_LL\_\_W

GR\_\_N

BL\_\_CK

\_\_R\_\_NG\_\_

WH\_\_T\_\_

BL\_\_E

P\_\_RPL\_\_

BR\_\_WN

GR\_\_

E

O

y

2 Can you spell? NUMBERS (missing vowels) \_\_N\_\_

TW\_\_

THR\_\_

F\_\_R

F\_\_V\_\_

S\_\_X

S\_\_V\_\_N

\_\_GHT

N\_\_N\_\_

T\_\_N

O

u

e

3

Can you spell?

GREETINGS (missing vowels)

H\_LL\_\_

H\_\_

H\_W \_\_R\_\_ \_\_\_\_\_?

G\_\_D M\_RN\_\_NG

G\_\_DB\_\_E

S\_\_ \_\_\_\_\_L\_\_T\_\_R

**E**

Can you spell?

WEEKDAYS (missing vowels)

M\_\_ND\_\_

T\_\_SD\_\_

W\_\_DN\_\_SD\_\_

TH\_\_RSD\_\_

FR\_\_D\_\_

S\_\_T\_\_RD\_\_

S\_\_ND\_\_

**i**

**y**

Can you spell?

MONTHS (missing vowels)

J\_\_N\_\_R\_\_

F\_\_BR\_\_R\_\_

M\_\_RCH

\_\_PR\_\_L

**i**



M\_\_

J\_\_N\_\_

J\_\_L\_\_

\_\_G\_\_ST

S\_\_PT\_\_MB\_\_R\_\_CT\_\_B\_\_R

N\_\_V\_\_MB\_\_R

D\_\_C\_\_MB\_\_R

A

y

6

Can you spell? BODY (missing vowels) \_\_RM

L\_\_G

B\_\_D\_\_

H\_\_D

B\_\_CK

F\_\_T

H\_\_ND

CH\_\_ST

F\_\_C\_\_

M\_\_TH

N\_\_S\_\_

\_\_

\_\_R

KN\_\_

i



u

E

O

## ENVIRONMENTAL ACTIVITIES

1. What is the weather?



2. Choose one week and fill in the weather chart provided.

DAY	MORNING	AFTERNOON
Sunday		
Monday		
Tuesday		
Thursday		
Friday		
Saturday		

**3. Observe the picture below and answer the questions given.**



It is at \_\_\_\_\_ (night, day)

4. Name what you can see on the sky shown.

v) \_\_\_\_\_

w) \_\_\_\_\_

5. Using the internet, computer or tablet, play a game on observing the sky.

6. Use the words given to fill in the table given below the difference between the sky at night and during the day. **(Dark, moon, stars, sun, light, cloudy)**

Day	Night

7. What is weather?

\_\_\_\_\_

8. Find and circle words related to weather and the sky in the grid below.

Q	R	T	U	L	I	G	H	T	V
F	C	M	C	A	L	M	W	R	C
D	L	D	D	M	A	H	I	A	L
A	O	M	O	O	N	M	N	I	O
R	U	R	B	R	F	S	X	N	W
K	D	F	F	E	D	G	V	Y	I
O	Y	V	B	S	T	A	R	N	C
W	F	W	I	N	D	Y	K	P	A

- Calm
- Cloudy
- Star
- Rainy
- Windy
- Moon
- Dark
- Light

9. Complete the sentences given using the words given.

10. When we see dark and low \_\_\_\_\_ it is a sign that it will be \_\_\_\_\_

11. When a place is too \_\_\_\_\_ it is a sign that it will be \_\_\_\_\_.






12. When we see a clear \_\_\_\_\_ it is a sign that the weather will be \_\_\_\_\_.

(warm, low, sky, clouds, rainy, dry)

13. In which weather conditions should we go out and play? \_\_\_\_\_.


14. What can we do when it is raining? \_\_\_\_\_

15. Match the picture with the weather conditions.

	Windy day
	Rainy day
	Calm day
	Cloudy day
	Sunny day

16. Identify and name these sources of water.

Lake, well, river, ocean, spring, hand pump



17. Using the pictures given, state how we use water at home.



18. We use water to \_\_\_\_\_ our classroom.

19. Name other uses of water at school not shown in the pictures.

a. \_\_\_\_\_

b. \_\_\_\_\_

**20. Careful uses of water.**

From the list below, tick the careful uses of water.

a) Take a quick shower.

b) Throw your trash in the river as it will flow.


c) Water plants using a watering can.

d) Fetch water using a bucket.

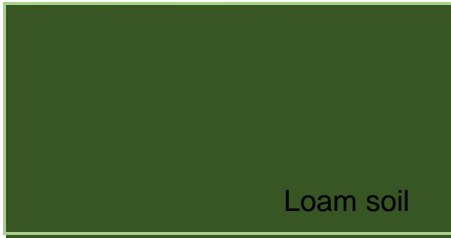
e) Wash the car direct from the tap.

f) Turn off the tap after using the water.

**21. Make a poster asking people to conserve water.**



**22. State the characteristic of each soil.**



Texture: \_\_\_\_\_

Colour : \_\_\_\_\_

Size: \_\_\_\_\_

Uses: \_\_\_\_\_




Texture: \_\_\_\_\_

Colour : \_\_\_\_\_

Size: \_\_\_\_\_

Uses: \_\_\_\_\_



Texture: \_\_\_\_\_

Colour : \_\_\_\_\_

Size: \_\_\_\_\_

Uses: \_\_\_\_\_

**23.**

Draw numbers on loam soil. Take photos and add them to your portfolio.

Make prints of footsteps on sandy soil. Take photos and add them to the portfolio.

**24. Collect clay soil and model:**

- a) Numbers 1-10
- b) Shapes: Triangle, Square, Rectangle, star
- c) Letters A- Z
- d) Animals
- e) Plates
- f) Toys




**25. Take photos of yourself doing this project. Add them to your portfolio.**

**26. Bring the modeled items to school**


**27. Name these plants:**



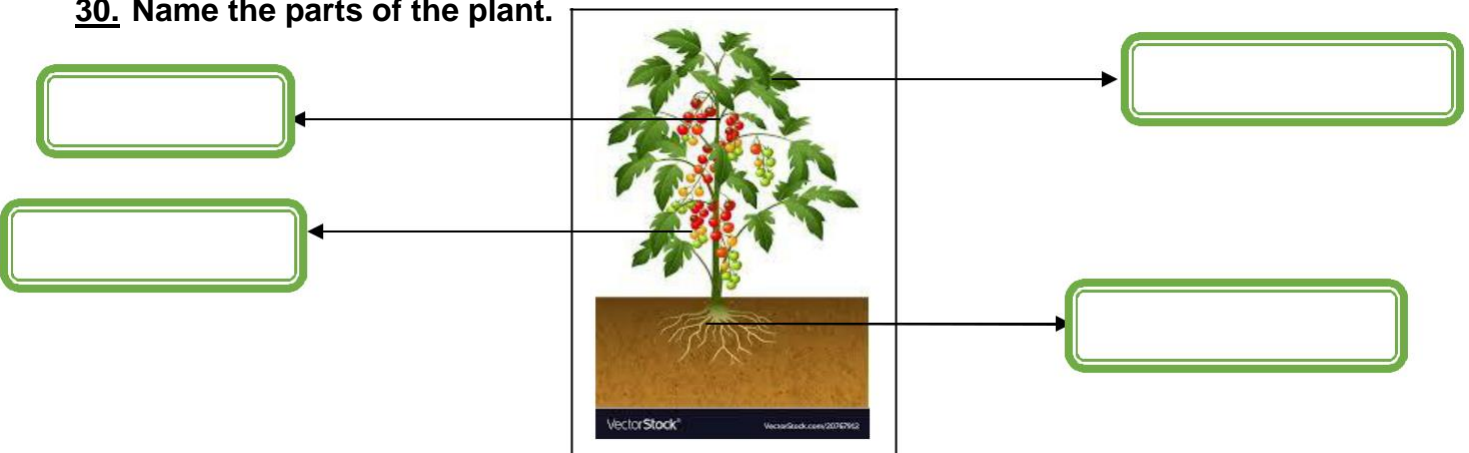
**28. Take a walk around your home, take pictures of plants you come across, paste them below and name them.**



**29. Which part of the plant shown do we eat?**



**30. Name the parts of the plant.**



31. Name the animals shown in the pictures.



32. Which animals shown are found around your home? a. \_\_\_\_\_

b. \_\_\_\_\_

c. \_\_\_\_\_

d. \_\_\_\_\_

e. \_\_\_\_\_

