


HOMWORK ACTIVITY



NAME: _____

RELIGIOUS ACTIVITY

1. Colour the church as a place of worship




2. Name some of the things that we do in church

3. Recognise and colour the bible



4. Recognise and colour the cross



4. Read the two letter words

at

us

in

am

as

an

is

or

up

on

it

he


of

if

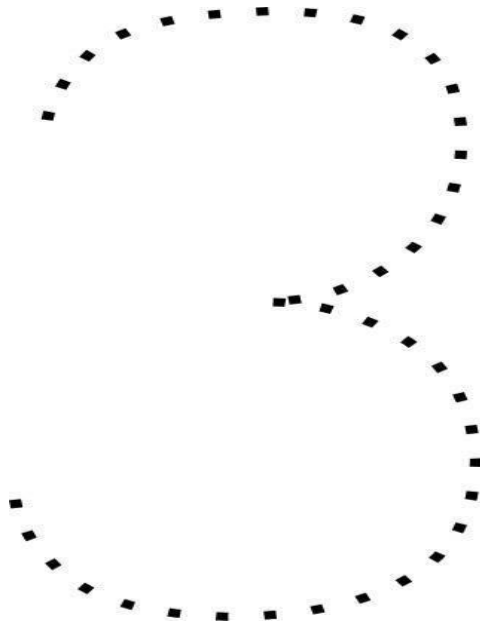
ox

MATHEMATICS ACTIVITY

1. Recognise the number and colour



2. Join the dots



3. Colour the rectangle



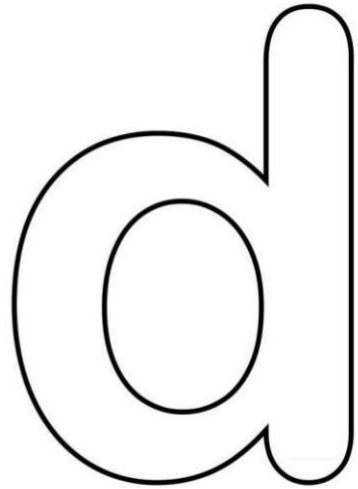

4. Write numbers 1 – 10

5. Draw balls

6	_____	8	_____
3	_____	4	_____
5	_____	2	_____

LANGUAGE

1. Recognise and colour



2. Join the dots



3. Match the pictures



pot



cat



apple

egg



duck




ENVIRONMENTAL ACTIVITY

1. Name 6 wild animals


2. Name parts of the body

3. Draw 2 domestic animals

cat




hen




CREATIVE ACTIVITY

1. Colour the giraffe

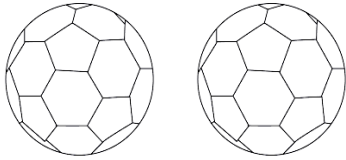


giraffe coloring pages


How many are they?



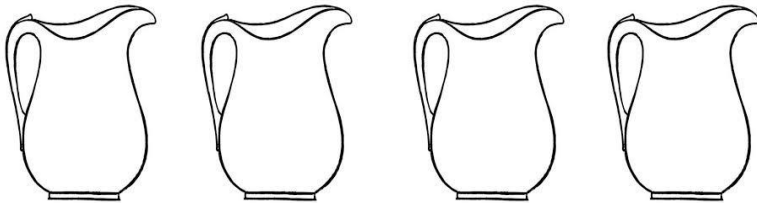
_____ apple





_____ balls



_____ boys



_____ jugs

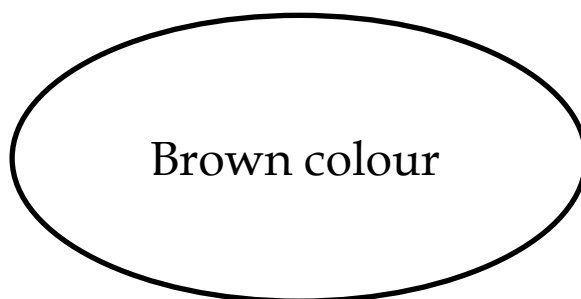
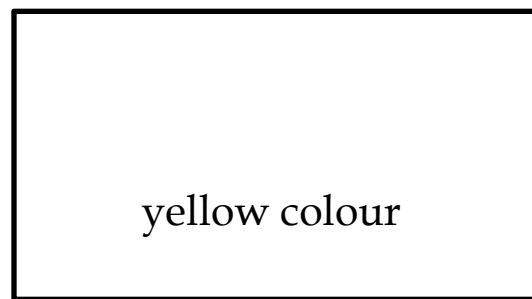
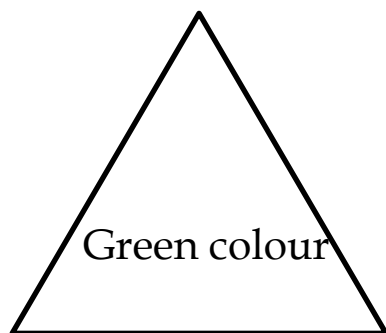
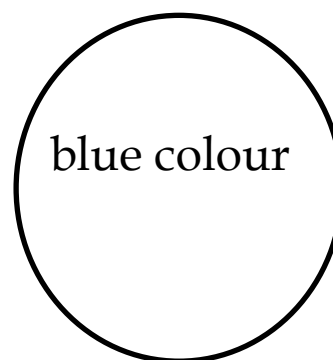


_____ cars

Write numbers 1 - 20 in the boxes;

1									10
11									20

Colour the shapes below;



Add the sums

$3 + 1 = \underline{\hspace{2cm}}$

$2 + 2 = \underline{\hspace{2cm}}$

$1 + 1 = \underline{\hspace{2cm}}$

$4 + 2 = \underline{\hspace{2cm}}$

Draw balls to show the number value

Example: 3 = 

5 =

7 =



2 =

4 =

10 =

3 =

Which one is smaller? [show by ticking]



Circle the correct numbers


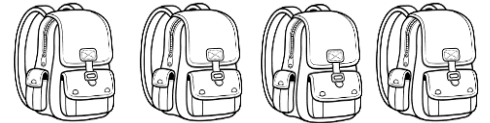

8

3

7

7

Match the same value



LANGUAGE ACTIVITIES

Fill in with sound - e -

b ___ ll

t ___ ll

f ___ ll

b ___ d

v ___ st

p ___ n

Re-write again

Example: bed bed

hen _____


hut _____

boy _____

cup _____

men _____

What are they? [name by matching]



Vest




Tree



Van


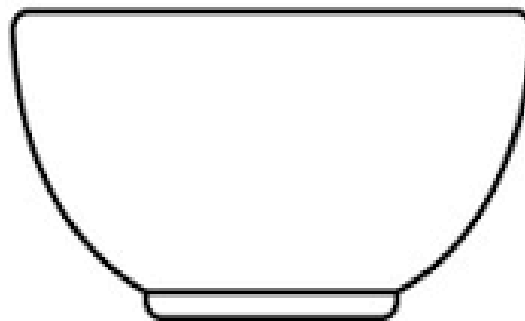


Sun



pot

Colour these pictures



Complete the sounds

O bo _____ do _____ go

e be _____ _____ fe _____

Make words with these sounds;

Example: b = bed

C = _____

d = _____

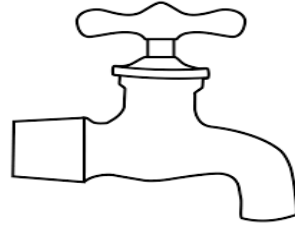
t = _____

h = _____


f = _____

Complete these sentences

Tom has a _____



This is a big _____



Look at a _____



A _____ is bad.



This is a _____



rat boy hut hen tap

ENVIRONMENTAL ACTIVITIES

This is my _____



I have two _____



I have one _____



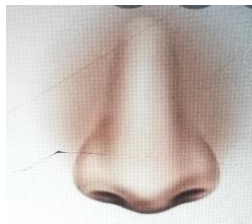
This is my _____



My _____ are two



My _____ is big.



Legs

nose

hand

ear

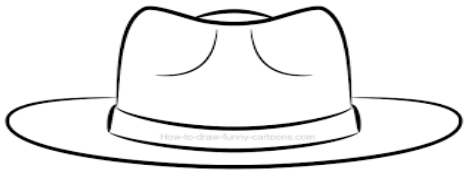
mouth

eye

What are they called? [match]



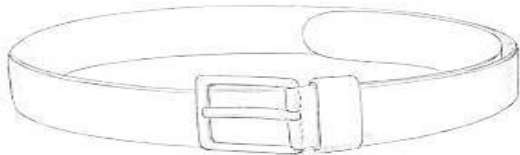
belt



Socks



dress


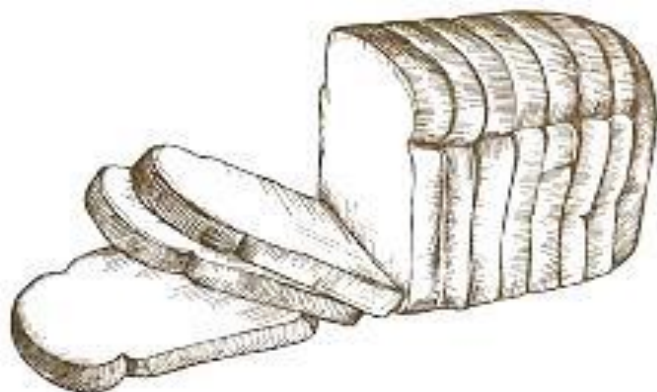
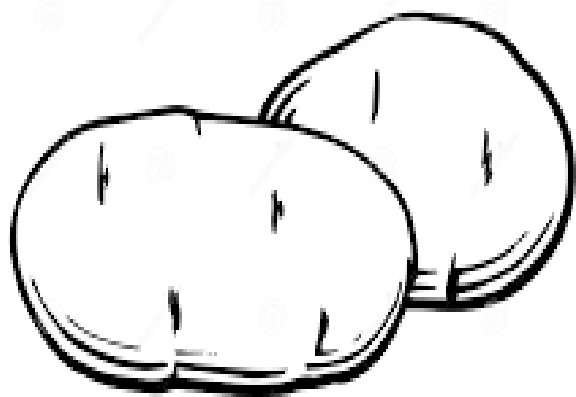


skirt






hat

Colour our foods




What is the weather?



Calm sunny windy cloudy rainy


RELIGIOUS ACTIVITIES

God made _____





_____ gives us light


This is a _____




Colour the church and the mosque




Draw the following creations of God



A fish



a bird



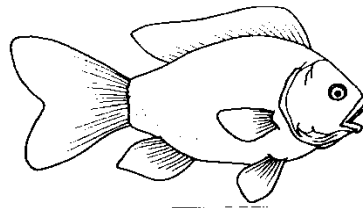
a man

We play a _____



We use a keyboard to _____

God created a _____



drum

fish



sing

CREATIVE ACTIVITIES

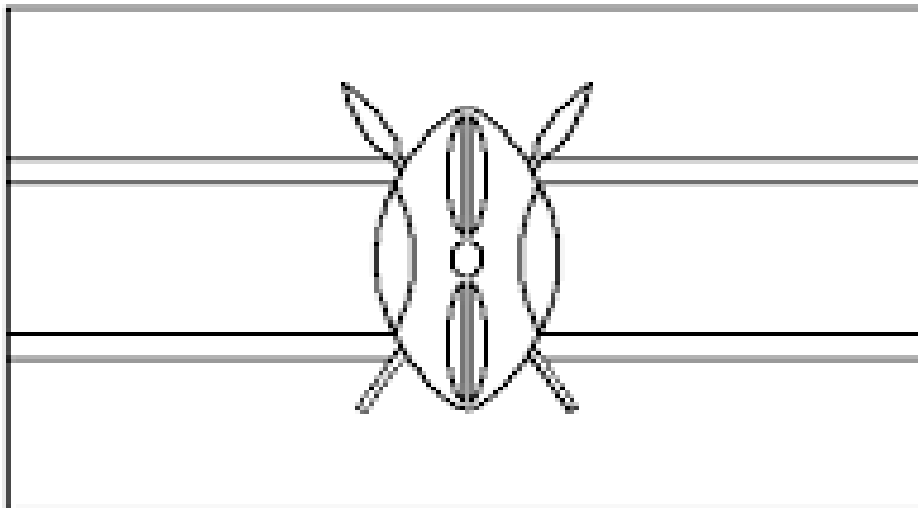
Colour the pictures below;



Complete the patterns



Colour our flag



Black

Red

Green

MATHEMATIC ACTIVITIES PART 2

1. Fill in the missing numbers:

1 ____, ____, ____, 5, 6, ____, _____ 9, 10
_____, _____, _____, _____, _____, 16, 17, 18, _____, _____

2. Put together

$$1 + 2 = \underline{\hspace{2cm}}$$

$$2 + 2 = \underline{\hspace{2cm}}$$

$$3 + 1 = \underline{\hspace{2cm}}$$

$$1 + 1 = \underline{\hspace{2cm}}$$

$$3 + 3 = \underline{\hspace{2cm}}$$

$$3 + 4 = \underline{\hspace{2cm}}$$

3. Which numbers come before;


_____, 3

_____, 6

_____, 9

4. Match the numbers with the value

2



4



1



3



5. Put together

$$\text{pencil} + \text{pencil} = \underline{\hspace{2cm}}$$

$$\text{rabbit} + \text{rabbit} + \text{rabbit} = \underline{\hspace{2cm}}$$

$$\text{backpack} + \text{backpack} + \text{backpack} = \underline{\hspace{2cm}}$$

LANGUAGE ACTIVITIES

1. Fill in with **a e i o u**

T ___y

g ___ t

b ___ y

S ___ n

f ___ n

c ___ w

T ___ t

p ___ n

h ___ d

2. Make word with sounds given by adding 'n' at the end:

Example; Ma = man

Su: _____

fa: _____

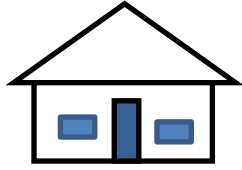
Pe: _____

Fi: _____


Gu: _____

Pa: _____

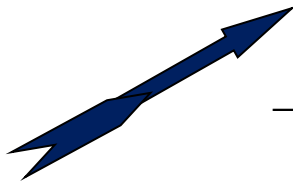
This is a



I have a



My father has an



I like eating



It is a beautiful



arrow

house

cup

bread

dress

3. Re-write these words well


oyb _____

upc _____


cta _____

acr _____

4. Draw the following objects



Car



ball

5. Complete the sentences below

My name is _____

I am _____ years old

I am a _____ (boy, girl, man, woman)

I am in pre-primary _____ (one, two)

I go to _____ to learn (market, school)

